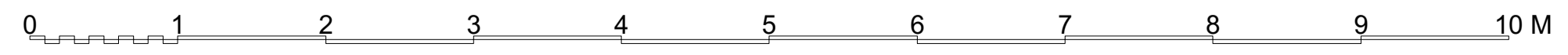


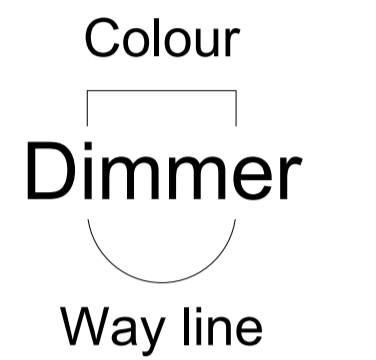
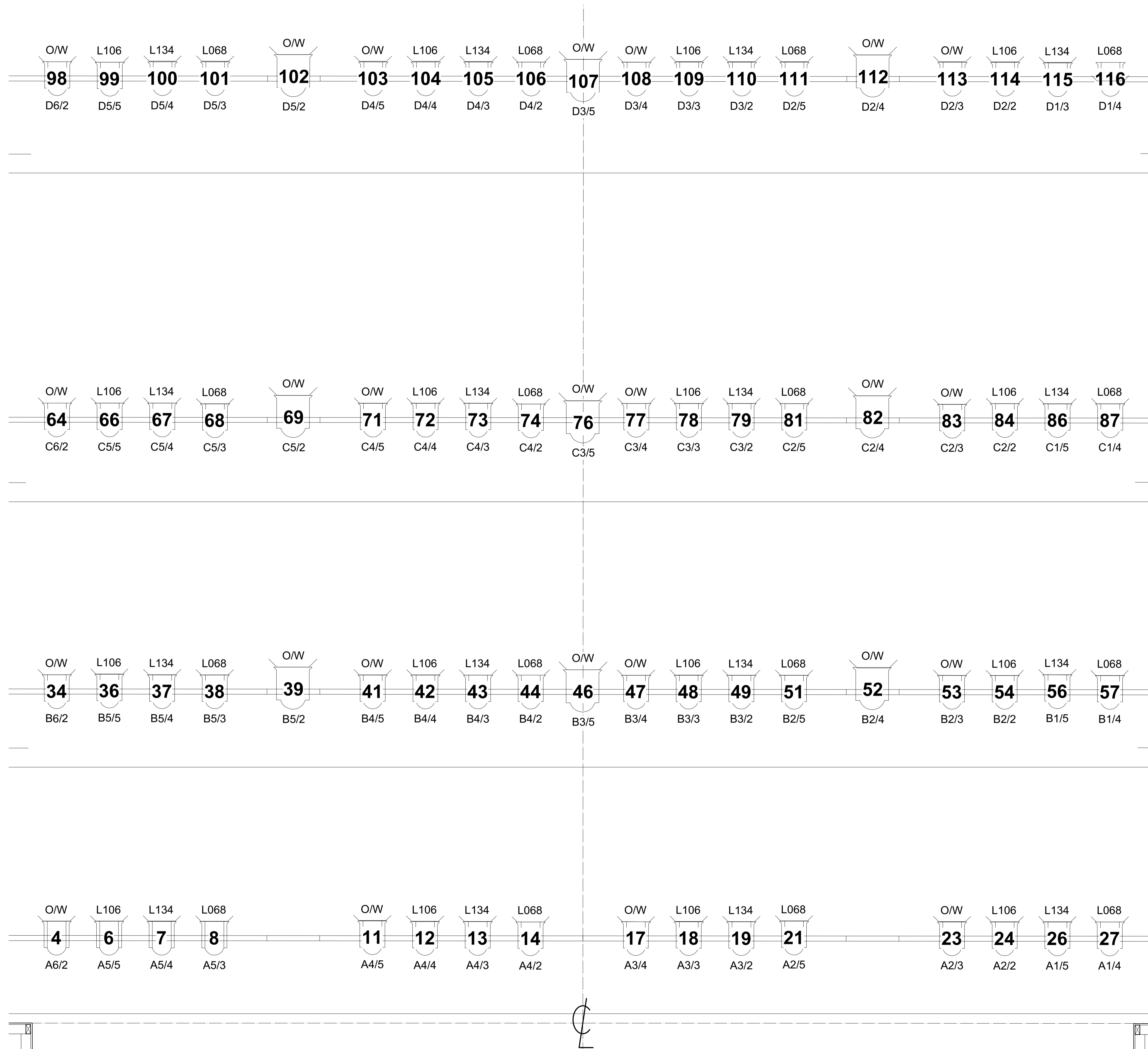
Plan shows all drapes, legs, borders and screens in standard position

**Notes**  
 This drawing shows the Stage house in Plan View.  
 All Fly lines are manually operated Single Purchase counterweight bars.  
 Way lines are 180mm apart. Exemption from this rule are the structural gaps between lines 30/31 and 59/60.  
 According to the new building code there is no Fire curtain.  
 Additionally the plan shows the traps in the stage floor  
 The edge of the stage is 826mm of the setting line.  
 If the Pit lift is at stage level the Apron is 3300mm deep.

**Disclaimer**  
 This drawing is a visual concept only.  
 The drafts person holds no responsibility for the structural integrity or electrical appropriateness of the design. No engineering or electrical specifications should be implied.  
 The drafts person holds no responsibility for the safety of any items drawn or implied in this design. Written dimensions hold precedence over scaled dimensions. Final determinations may only take place either on-site or via written or electronic confirmation.



# Standard LX rig



### Notes

The Plan shows the standard House Rig including Borders and Legs.  
The Front Light positions are not shown on the drawing. There are three positions currently in place. Dress Circle, Grand Circle and Grand Circle Bridge.  
Dress Circle has a 14m throw. Grand Circle 16m throw. Grand Circle Bridge 21m.  
There are Perch bars at the DS end of the Royal boxes.  
Additional positions can be added.  
A plan for Rigging Points is available on request.

### Disclaimer

This drawing is a visual concept only.  
The drafts person holds no responsibility for the structural integrity or electrical appropriateness of the design. No engineering or electrical specifications should be implied.  
The drafts person holds no responsibility for the safety of any items drawn or implied in this design. Written dimensions hold precedence over scaled dimensions. Final determinations may only take place either on-site or via written or electronic confirmation.

### Symbol Key

Light		
	Selecon High Performance BTN/BTR	64
	Selecon Arena High Performance Fresnel CP92	9
	Selecon Aurora Cyc FDB/FFT	5
	Selecon Pacific Body GLC	12

